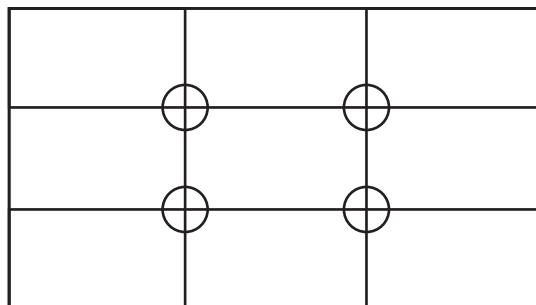




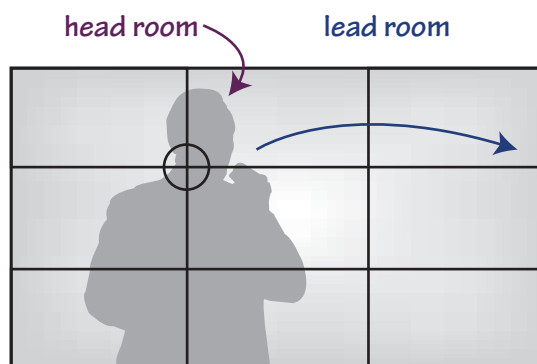
# RULE OF THIRDS FOR VIDEO



**RULE OF THIRDS**

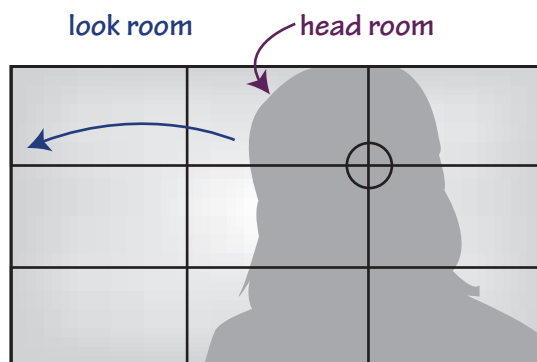
Follow this general guideline for the use of the rule of thirds with video production.

Intersecting points on the rule of thirds grid leads to more interesting compositions.



**RULE OF THIRDS: PRESENTATIONS**

When video recording presentations, place the speaker along a rule of thirds intersection leaving a small amount of head room above the subject and plenty of "lead room" opposite from the subject as shown at left.



**RULE OF THIRDS: INTERVIEWS**

For close up interviews, place the speaker along an intersecting point on the rule of thirds while slightly overlapping their head room with the top of the frame. Leave enough "look room" to the opposite side of the subject as shown at left.



**TOM CORCORAN**  
GRAPHIC DESIGN  
WEB DESIGN • VIDEOGRAPHY  
[CORCORANSTUDIO.COM](http://CORCORANSTUDIO.COM)