

Full Text Resources & Blackboard

Part I. Linking to HCC Library E-Reserves

**Part II. Linking to Full Text Library Database
Articles**



Instructional Development Center
Heartland Community College

Note: Students will need a Library ID Number when accessing e-Reserves and Library Databases from off campus.

The Library ID Number is the long number on the back of the student photo ID.

Full Text Resources & Blackboard



I. Linking to HCC Library E-Reserves in a Blackboard course

Persistent links to full text materials you have on E-Reserve in the HCC Library can be found by logging into myHeartland and going to the Library tab.

From here you'll need to click on **E-Reserves**. (image 1)



This will take you into Heartland Community College's Library Course Reserves Search Page. (image 2)

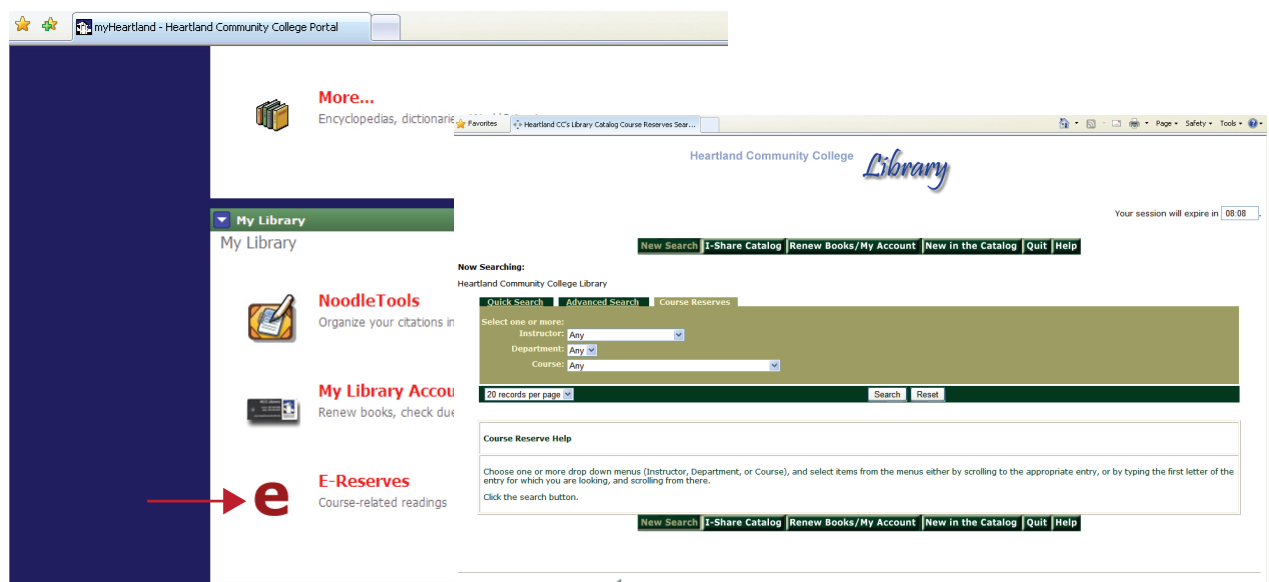


image 1



I-Share includes the resources of 76 Illinois libraries belonging to CARLI, the Consortium of Academic & Research Libraries in Illinois. Need help searching I-Share? See the [Help pages](#) or [contact your library](#) for assistance.

[List of I-Share Libraries](#) | [Map of I-Share Libraries](#) | [Search the catalog of a particular I-Share library](#)

image 2

Full Text Resources & Blackboard



I. Linking to HCC Library E-Reserves in a Blackboard course

Click the drop down menu for instructor and scroll down to your name if you'd like to see all of your e-reserves or click a course name and number for a specific course's e-reserves and click search.

(image 3)

You will see a listing of your e-reserves. (image 4)

Heartland Community College Library

Now Searching: Heartland Community College Library

Quick Search | Advanced Search | Course Reserves

Select one or more:
Instructor: Any
Department: Any
Course: COMM 120: Interpersonal Communication

20 records per page

Course Reserve Help

Choose one or more drop down menus (Instructor, Department, or Course) and scroll from there.

Now Searching: Heartland Community College Library
You Searched: Course Reserves = Course=NURS 122: Community Based Nursing
Search Results: Displaying 1 through 2 of 2 entries.

#	Title
<input type="checkbox"/> 1	Introduction to community-based nursing / Roberta Hunt. Library Location: Reserve Desk
<input type="checkbox"/> 2	Tainted water on tap Library Location: Reserve Desk

image 3

image 4



I. Linking to HCC Library E-Reserves in a Blackboard course

Click on an e-reserve material you'd like to link to. The full record view of that item which includes a persistent link to this page will appear. Copy and paste this persistent link into your Blackboard course. (image 5)

This is an example of a persistent link e-reserve:

<https://i-share.carli.illinois.edu/hrt/cgi-bin/Pwebrecon.cgi?DB=local&v1=1&BBRecID=21890>

When clicked in Blackboard the persistent link will take students back to this full record view which includes the copyright notice as well as a full citation of the full text document and a full text link. Students can then click on the full text link to view your e-reserve document for that citation.

The screenshot shows the library catalog interface. At the top, it says "Heartland Community College Library". Below that is a navigation bar with links: "New Search", "I-Share Catalog", "Titles", "Renew Books/My Account", "Request", "Edit Search", "Quit", and "Help". The main content area shows search results for "Course Reserves = Course=NURS 122: Community Based Nursing". It displays "2 of 2 entries". Below the search results, there are buttons for "Full View", "Brief View", "More Like This", and "Staff (MARC) View". The "Full View" button is selected. The record details for "Tainted water on tap" by Chalupka, S. are shown. The "Persistent link to this page" is highlighted with a red arrow pointing to the URL: <https://i-share.carli.illinois.edu/hrt/cgi-bin/Pwebrecon.cgi?DB=local&v1=1&BBRecID=21890>. Other details include the institution (Heartland Community College Library), location (Reserve Desk), call number (E-Item), and copy (1). The "E-Items" section has a link "Click here for full text".



persistent link
e-reserve



II. Linking to Full Text Library Database Articles in a Blackboard course

From the Heartland Library full text article database Academic Search Premier you can link to full text articles in Blackboard.

Log into myHeartland and click on the library tab. From here choose **Magazines & Journals**. (image 6)

This will take you to the listing of article databases available to Heartland Community College students, faculty, and staff. Choose **Academic Search Premier** at the top of this list. (image 7)

The screenshot shows the myHeartland portal with the 'Library' tab selected. The left sidebar has a 'Magazines & Journals' link highlighted with a red arrow. The main content area shows a list of database categories: Books, I-Share, Credible Sources, Newspapers, and Magazines & Journals. The 'Magazines & Journals' category is highlighted with a red arrow, leading to a page titled 'ASC: Library'. This page lists various databases, with 'Academic Search Premier' highlighted at the top.

Database	Full text	Good for...	Provider
Academic Search Premier	Some	General	EBSCOHost
Business	All	Business	Lexis Nexis
Business Source Elite	Some	Business	EBSCOHost
Career and Technical Education	Some	Professional, technical info	ProQuest
CINAHL PLUS with Full Text	Some	Nursing, health	EBSCOHost
Communications and Mass Media	Some	Journalism, communications, mass media	EBSCOHost
CQ Researcher	All	Pro/con, hot topics	CQ Researcher

image 6

Academic
Search
Premier

image 7

Full Text Resources & Blackboard



II. Linking to Full Text Library Database Articles in a Blackboard course

Type in your search term(s) and under Search Options click the check box next to Full Text (if it isn't already). Then click Search. (**image 8**)

On the search results page click on an article title. The full record view will provide a persistent link to this record which you can copy and paste into your Blackboard course providing students a link to this citation. (**image 9**)

This is an example of a persistent link in Academic Search Premier:
Search Premier: <http://search.ebscohost.com/login.aspx?direct=true&db=aph&AN=31967857&site=ehost-live>

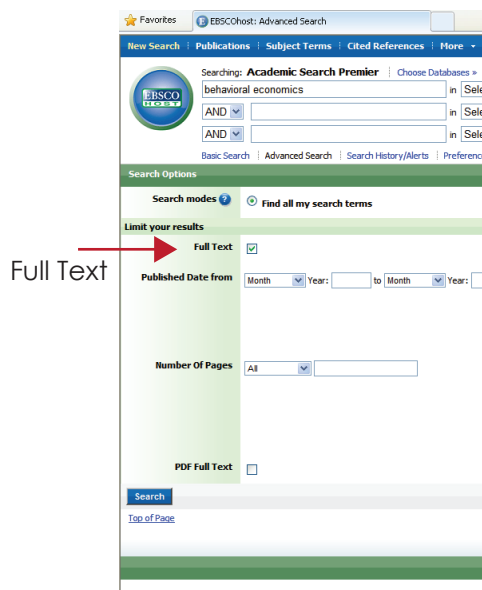


image 8

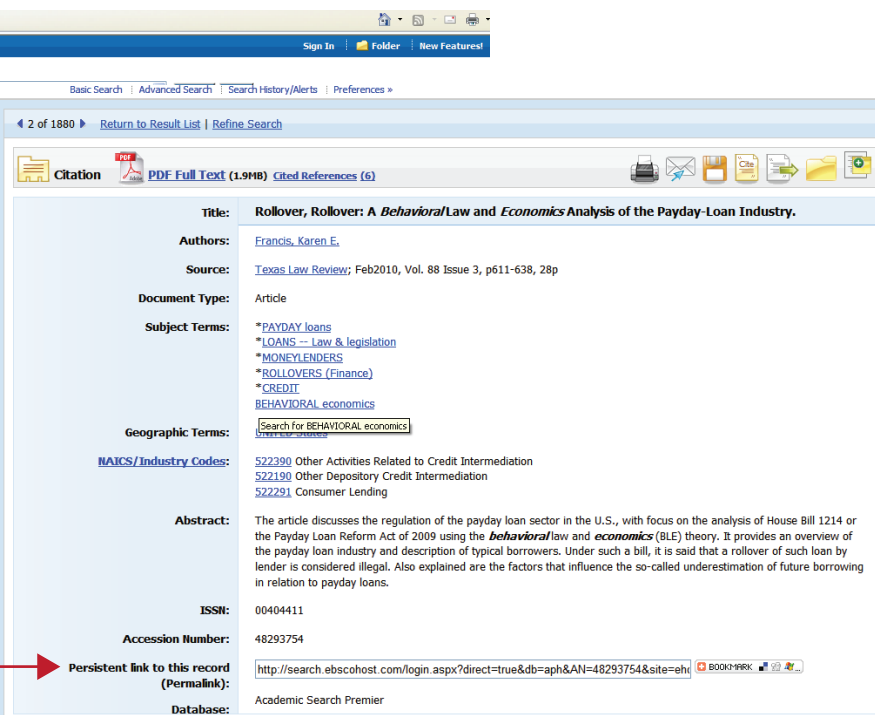


image 9

Full Text Resources & Blackboard



Contact Information

Guide Created By:

Tom Corcoran
Media Technologist
Instructional Development Center
Student Commons Building 2401
Heartland Community College
Normal, IL 61761

tom.corcoran@heartland.edu
(309)268-8427

<http://www.heartland.edu/idc>



Instructional Development Center
Heartland Community College